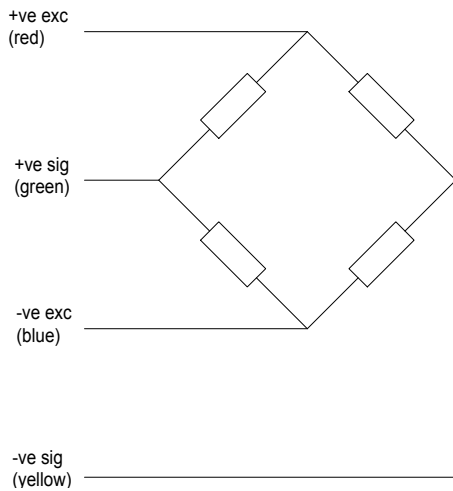


# Comp Cell

## 500kg to 20,000kg



- Low height
- Stainless steel
- Sealed to IP68
- Compression load cell
- Integral load button
- Welded cover

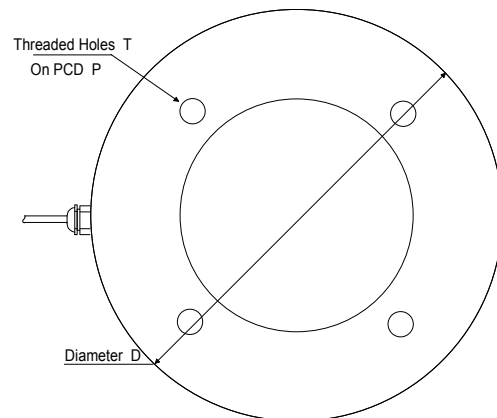
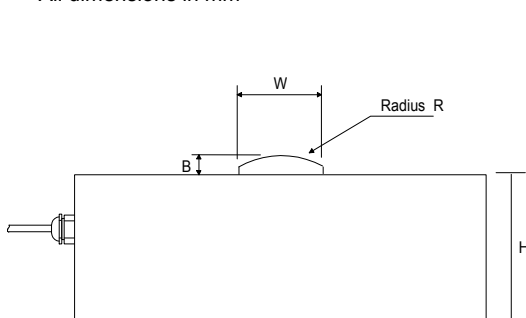


Capacities	0.5, 1, 2, 5, 10, 20	tonne
Full Load Output	2.0 ( $\pm 0.25\%$ )	mV/V
Zero Load Output	$< \pm 2.0$	%
Excitation (Max)	10 (15)	V
Accuracy	$< 0.25$	%
Repeatability	$< 0.1$	%
Input Resistance	750 ( $\pm 20$ )	$\Omega$
Output Resistance	700 ( $\pm 2$ )	$\Omega$
Compensated Temp. Range	-10 to +50	$^{\circ}\text{C}$
Operating Temp. Range	-20 to +70	$^{\circ}\text{C}$
Temp. Coefficient on Zero	$< 0.005$	% Capacity/ $^{\circ}\text{C}$
Temp Coefficient on Span	$< 0.005$	% Capacity/ $^{\circ}\text{C}$
Safe Overload	150	%
Insulation	$> 500 @ 100\text{Vdc}$	M $\Omega$
Environmental Protection	IP68	

Specifications subject to change without notice

Capacity (t)	H	B	W	R	D	T	P
0.5, 1	21	4	10	50	59	M3x7	42
2, 5, 10, 20	35	5	20	150	98	M6x18	72

All dimensions in mm



## Elite Transducers Ltd

5&6 Zephyr House, Calleva Park, Aldermaston, Reading, RG7 8JN  
 Tel: (+44) 0118 9811750 Fax: (+44) 0118 9811751  
 E-mail: [info@elitetransducers.co.uk](mailto:info@elitetransducers.co.uk)